

CYPRUS - ARGENTINA TRADE RELATIONS

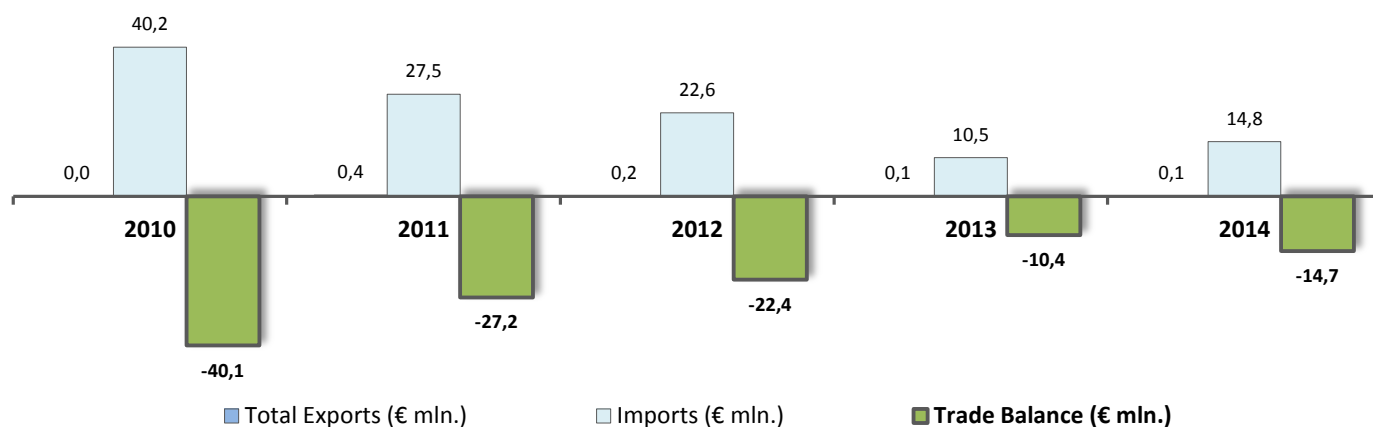
July-2015

1. Trade in Goods

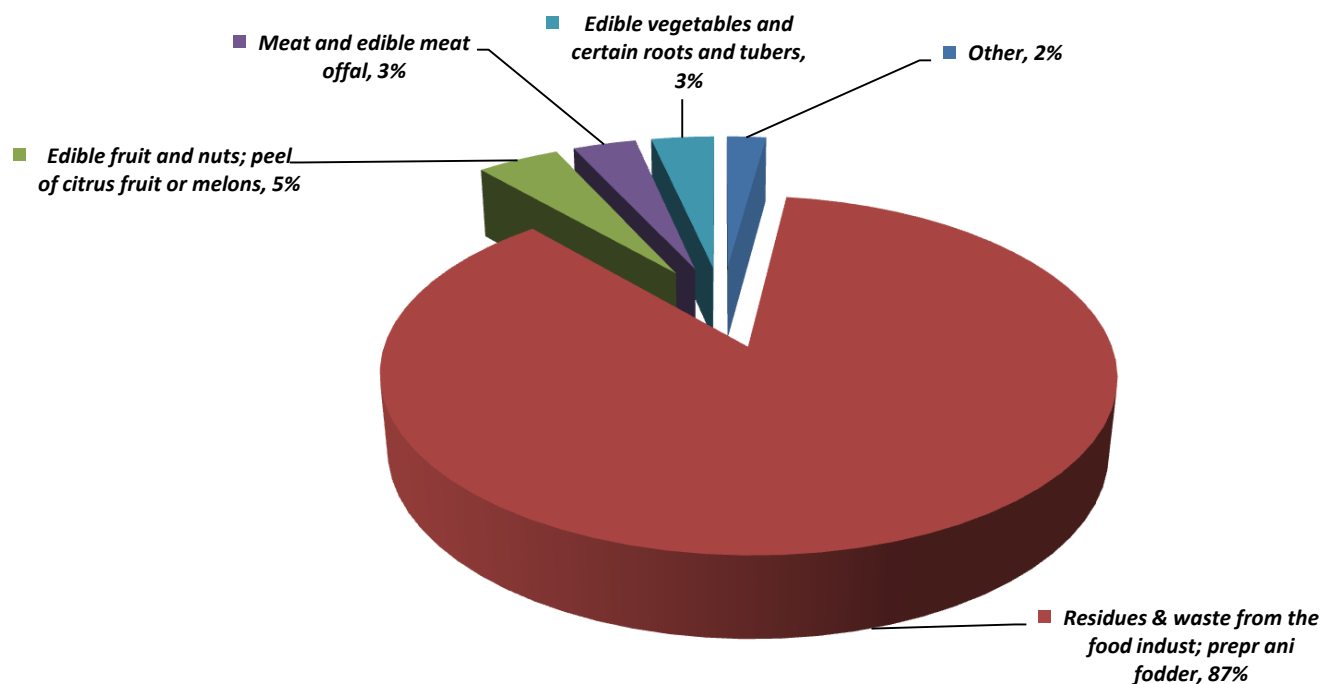
Period	Imports	Variation	Share in total imports	Domestic Exports	Variation	Share in total domestic exports	Re-exports	Total Trade
	€ mln.	%, y-o-y	%	€ mln.	%, y-o-y	%	€ mln.	€ mln.
2010	40,2	20,75	0,62	0,0	-74,31	0,00	0,0	40,2
2011	27,5	-31,46	0,44	0,1	952,05	0,02	0,3	27,9
2012	22,6	-18,06	0,39	0,2	43,37	0,02	0,0	22,7
2013	10,5	-53,58	0,22	0,1	-67,39	0,01	0,0	10,5
2014	14,8	41,07	0,29	0,1	47,41	0,01	0,0	14,9

Note: 2014 data are provisional

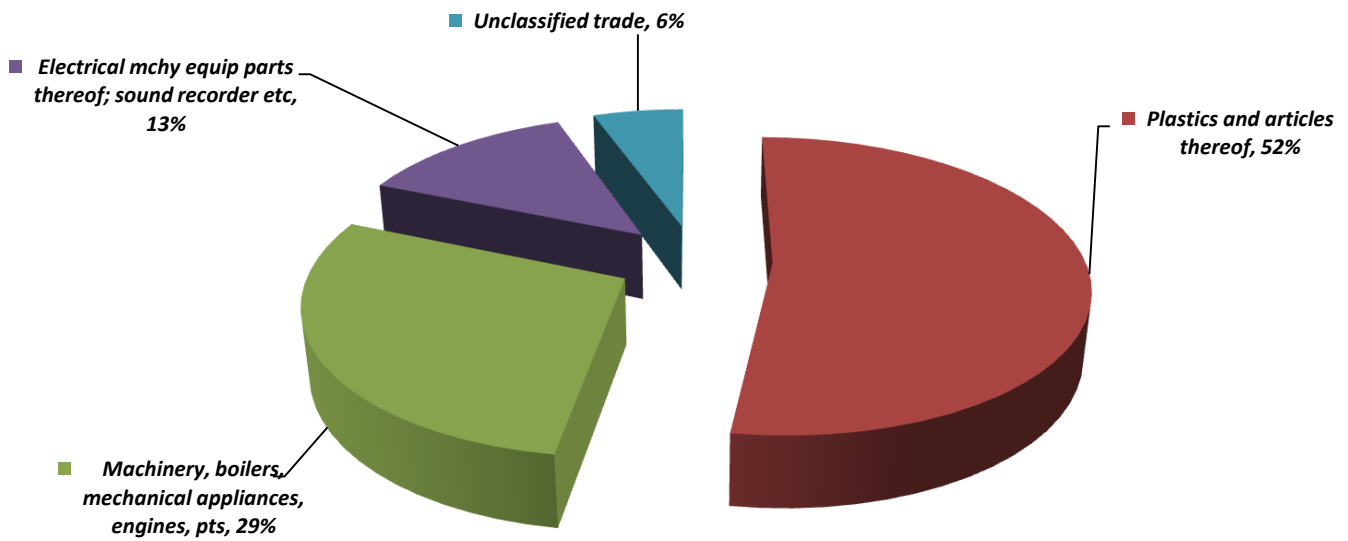
Trade Balance (2010-2014)



Imports of Cyprus from Argentina (2014): Goods



Cyprus Domestic Exports to Argentina (2014): Goods



2. Trade in Services

	2013	
	€ mln.	% share of total
Exports of Services		
Total Cyprus exports of services	7.662	100%
Exports of services to Argentina	13	0,17%
Imports of Services		
Total Cyprus imports of services	4.750	100%
Imports of services from Argentina	7	0,15%

Note: Data for 2013 are provisional and have been prepared with the new method BPM6.

Trade in services between Cyprus and Argentina (2013): Main sectors

Exports of services to Argentina (2013)



Imports of services from Argentina (2013)

