



CYPRUS - BELARUS TRADE RELATIONS

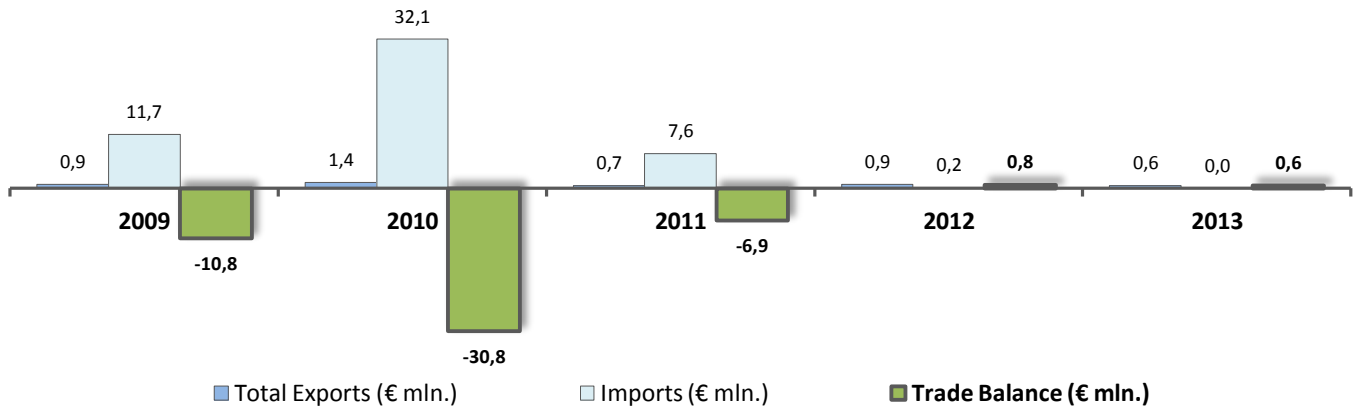
February-2015

1. Trade in Goods

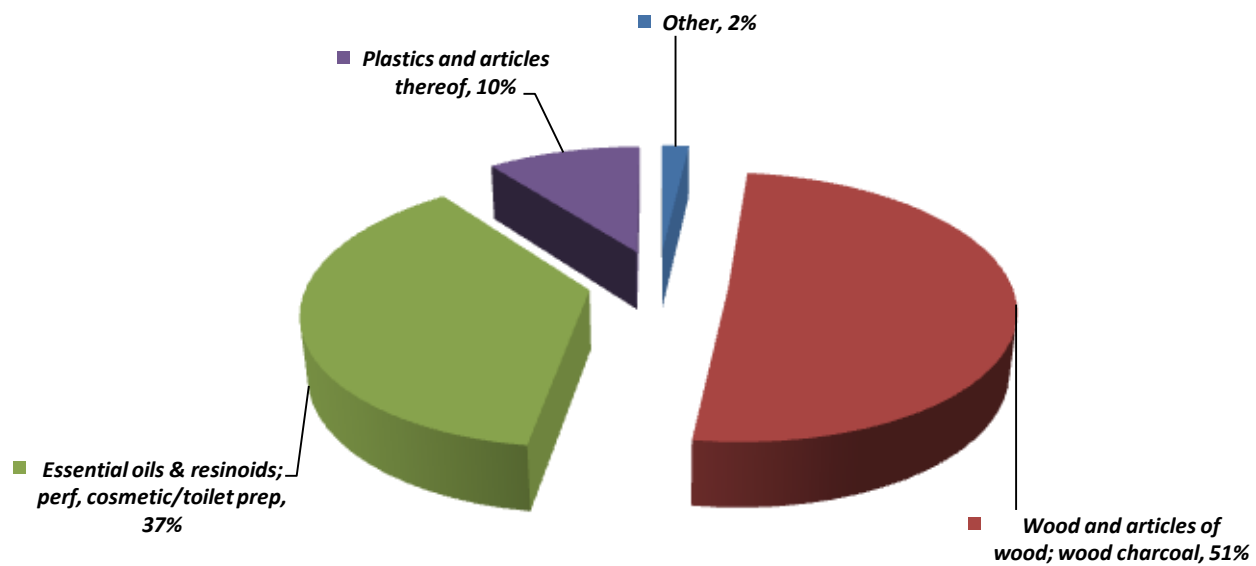
Period	Imports	Variation	Share in total imports	Domestic Exports	Variation	Share in total domestic exports	Re-exports	Total Trade
	€ mln.	%, y-o-y	%	€ mln.	%, y-o-y	%	€ mln.	€ mln.
2009	11,7	27,69	0,21	0,8	-19,24	0,18	0,0	12,6
2010	32,1	175,03	0,49	1,3	57,25	0,24	0,0	33,5
2011	7,6	-76,45	0,12	0,7	-50,74	0,10	0,0	8,2
2012	0,2	-97,84	0,00	0,9	40,82	0,14	0,0	1,1
2013	0,0	-89,94	0,00	0,6	-34,97	0,08	0,0	0,6

Note: 2013 data are provisional

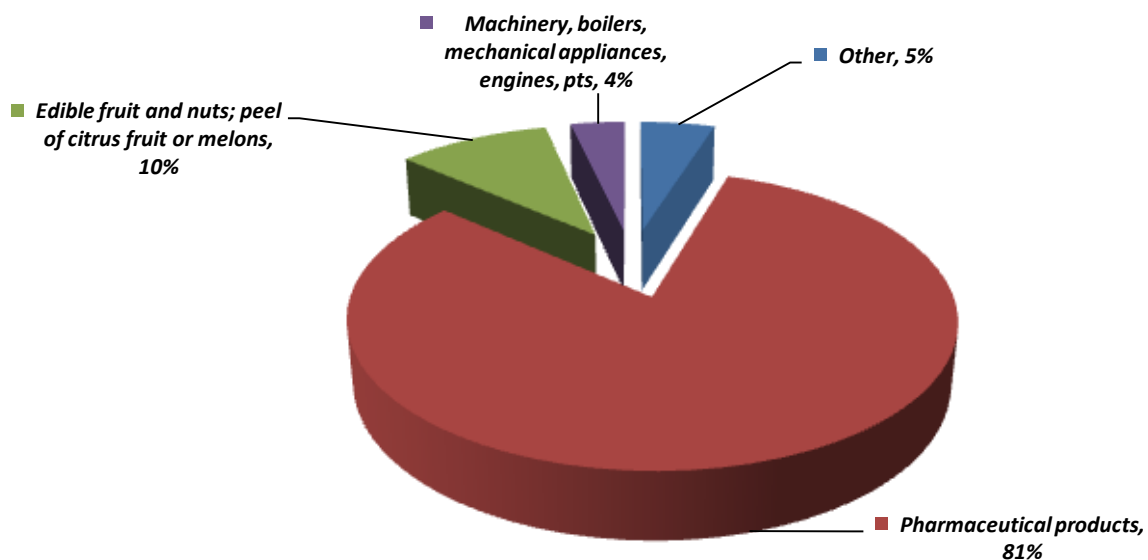
Trade Balance (2009-2013)



Imports of Cyprus from Belarus (2013): Goods



Cyprus Domestic Exports to Belarus (2013): Goods



2. Trade in Services

Trade in services between Cyprus and Belarus (2012-2013)

	2012		2013	
	€ mln.	% share of total	€ mln.	% share of total
Exports of Services				
Total Cyprus exports of services	6.167	100%	7.662	100%
Exports of services to Belarus	14	0,23%	6	0,08%
Imports of Services				
Total Cyprus imports of services	2.857	100%	4.750	100%
Imports of services from Belarus	4	0,14%	82	1,73%