



CYPRUS - BRAZIL TRADE RELATIONS

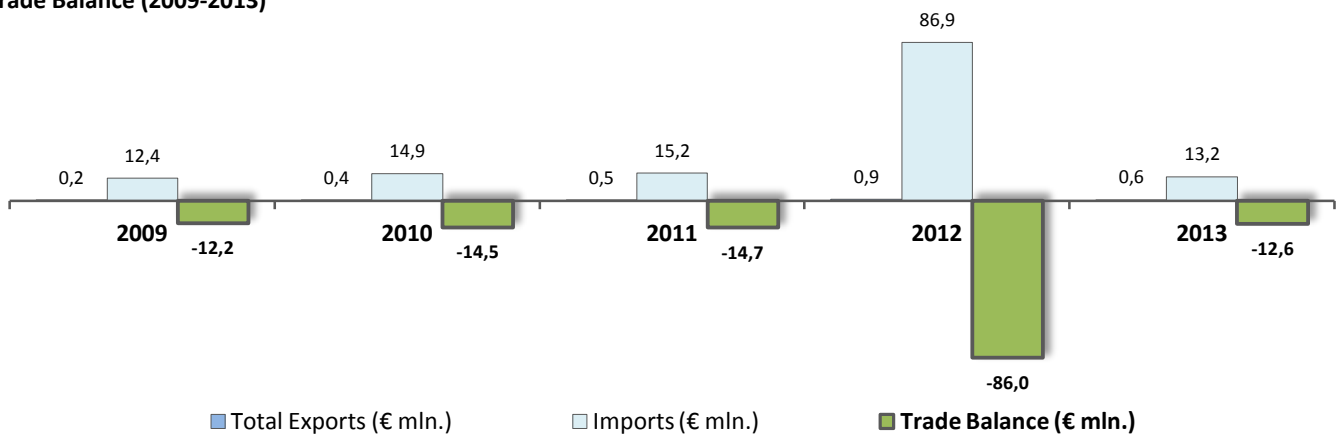
December-2014

1. Trade in Goods

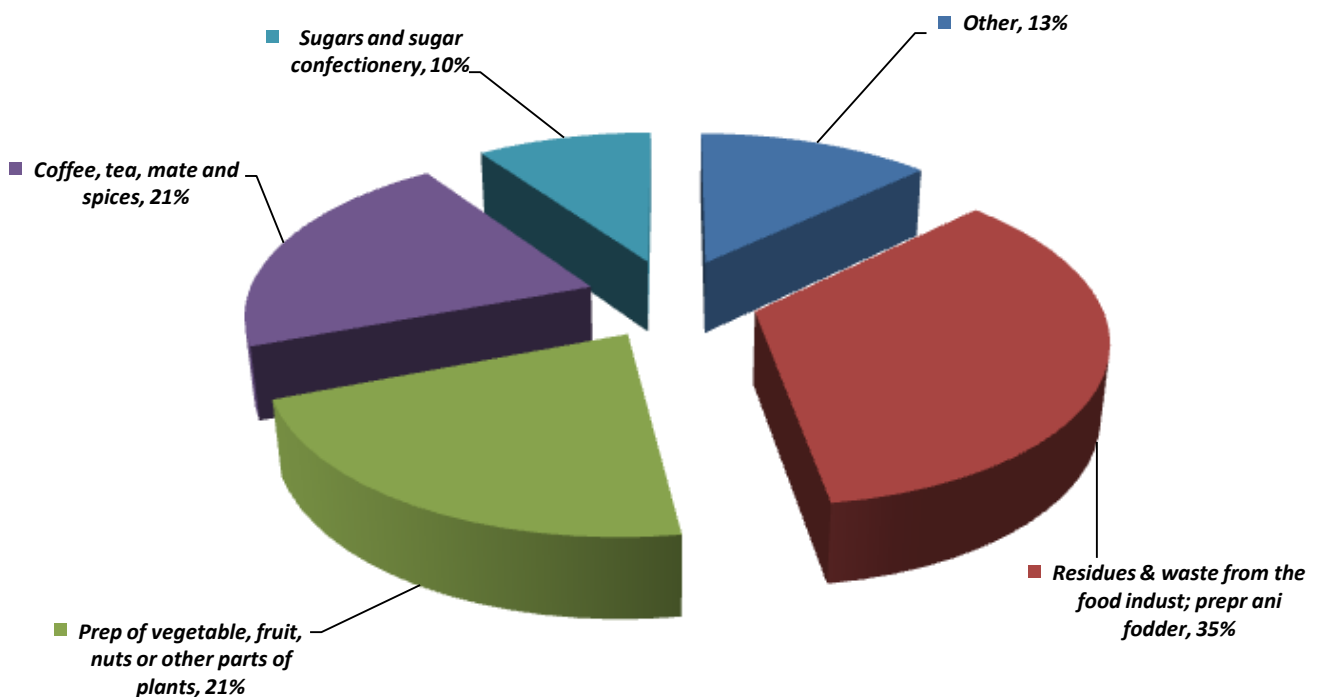
| Period | Imports | Variation | Share in total imports | Domestic Exports | Variation | Share in total domestic exports | Re-exports | Total Trade |
|--------|---------|-----------|------------------------|------------------|-----------|---------------------------------|------------|-------------|
| | € mln. | %, y-o-y | % | € mln. | %, y-o-y | % | € mln. | € mln. |
| 2009 | 12,4 | -82,20 | 0,22 | 0,1 | 284,71 | 0,03 | 0,1 | 12,6 |
| 2010 | 14,9 | 20,17 | 0,23 | 0,4 | 214,77 | 0,07 | 0,0 | 15,4 |
| 2011 | 15,2 | 1,64 | 0,24 | 0,3 | -35,00 | 0,04 | 0,2 | 15,6 |
| 2012 | 86,9 | 473,10 | 1,51 | 0,8 | 178,91 | 0,12 | 0,1 | 87,8 |
| 2013 | 13,2 | -84,82 | 0,27 | 0,5 | -36,28 | 0,07 | 0,1 | 13,8 |

Note: 2013 data are provisional

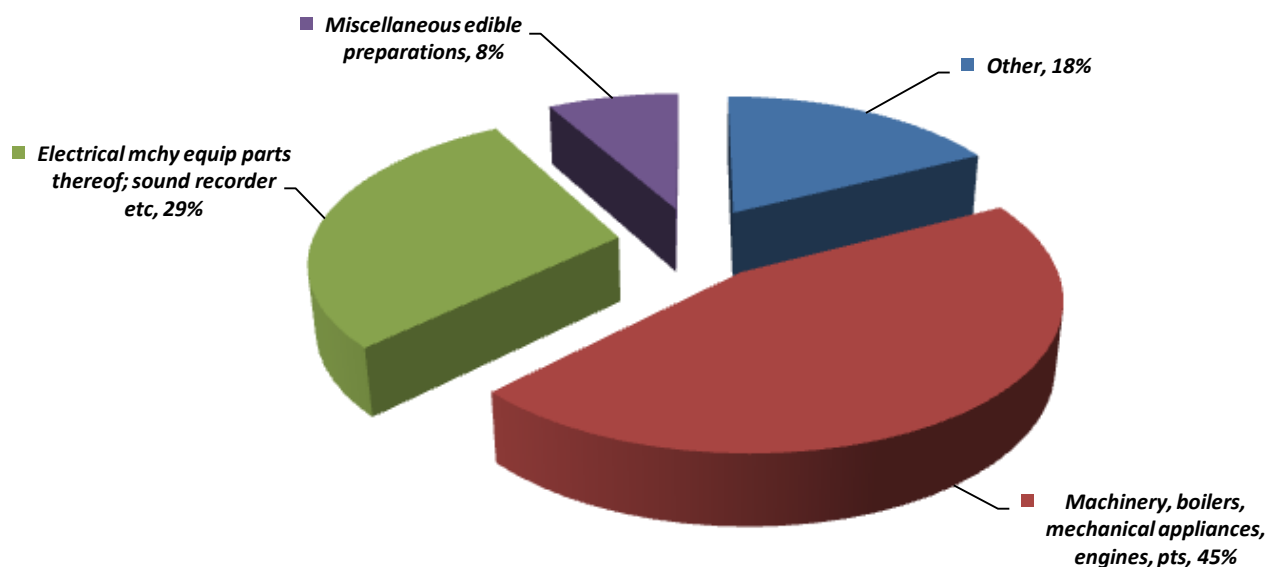
Trade Balance (2009-2013)



Imports of Cyprus from Brazil (2013): Goods



Cyprus Domestic Exports to Brazil (2013): Goods

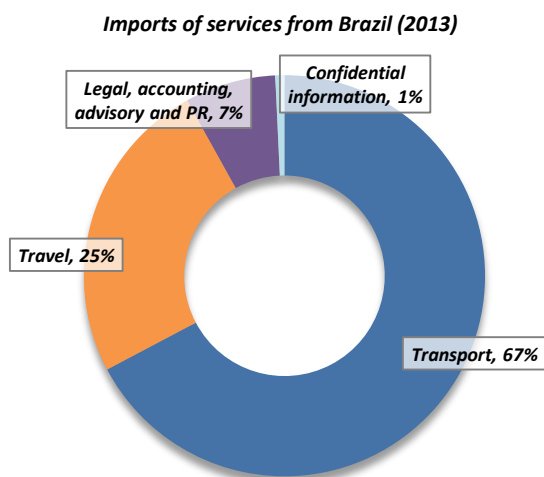
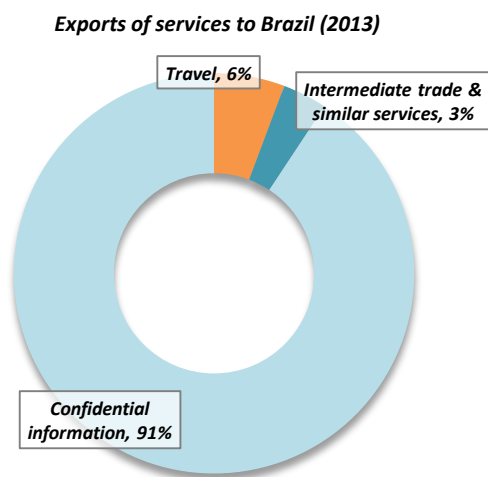


2. Trade in Services

Trade in services between Cyprus and Brazil (2013)

| | 2013 | |
|----------------------------------|--------|------------------|
| | € mln. | % share of total |
| Exports of Services | | |
| Total Cyprus exports of services | 5.750 | 100% |
| Exports of services to Brazil | 2,4 | 0,04% |
| Imports of Services | | |
| Total Cyprus imports of services | 2.497 | 100% |
| Imports of services from Brazil | 1,6 | 0,06% |

Trade in services between Cyprus and Brazil (2013): Main sectors



3. Investments

Foreign Direct Investments between Cyprus and Brazil (2013)

| | FDI Flows in 2013 | | Total FDIs at the end of 2013 | |
|---|-------------------------------------|-------------------------------|-------------------------------------|-------------------------------|
| | Outwards FDI by residents of Cyprus | Inward FDI from non-residents | Outwards FDI by residents of Cyprus | Inward FDI from non-residents |
| | € mln. | € mln. | € mln. | € mln. |
| Total Foreign Direct Investments (FDIs) of Cyprus | 2.615 | 2.634 | 31.509 | 45.974 |
| Foreign Direct Investments (FDIs) to/from Brazil | C | C | C | C |

C=Confidential