



CYPRUS - MALAYSIA TRADE RELATIONS

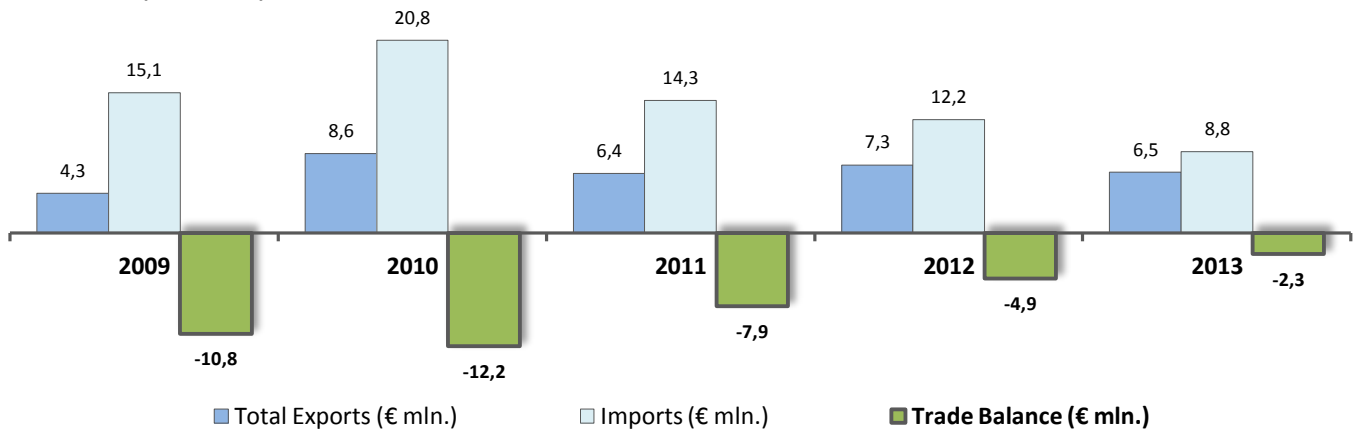
October-2014

1. Trade in Goods

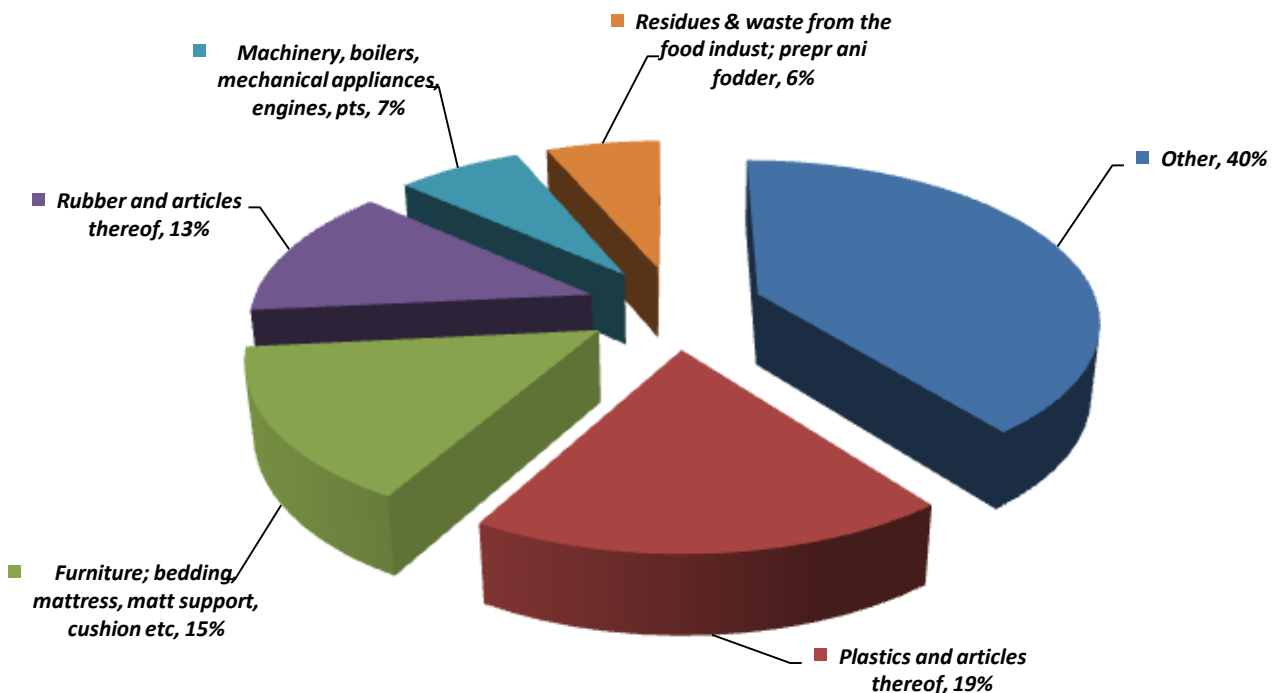
| Period | Imports | Variation | Share in total imports | Domestic Exports | Variation | Share in total domestic exports | Re-exports | Total Trade |
|--------|---------|-----------|------------------------|------------------|-----------|---------------------------------|------------|-------------|
| | € mln. | %, y-o-y | % | € mln. | %, y-o-y | % | € mln. | € mln. |
| 2009 | 15,1 | -39,77 | 0,27 | 4,2 | 40,13 | 0,89 | 0,0 | 19,4 |
| 2010 | 20,8 | 37,35 | 0,32 | 3,6 | -14,45 | 0,64 | 5,0 | 29,3 |
| 2011 | 14,3 | -31,20 | 0,23 | 6,0 | 64,90 | 0,96 | 0,4 | 20,7 |
| 2012 | 12,2 | -14,52 | 0,21 | 6,8 | 13,08 | 1,05 | 0,6 | 19,5 |
| 2013 | 8,8 | -27,89 | 0,18 | 5,0 | -26,74 | 0,69 | 1,6 | 15,3 |

Note: 2013 data are provisional

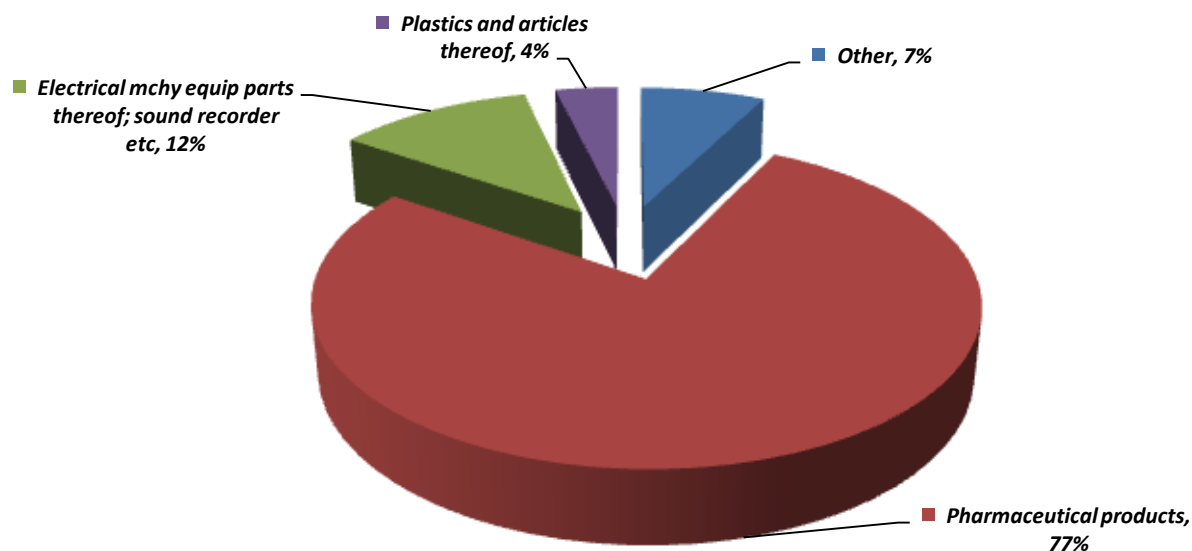
Trade Balance (2009-2013)



Imports of Cyprus from Malaysia (2013): Goods



Cyprus Domestic Exports to Malaysia (2013): Goods

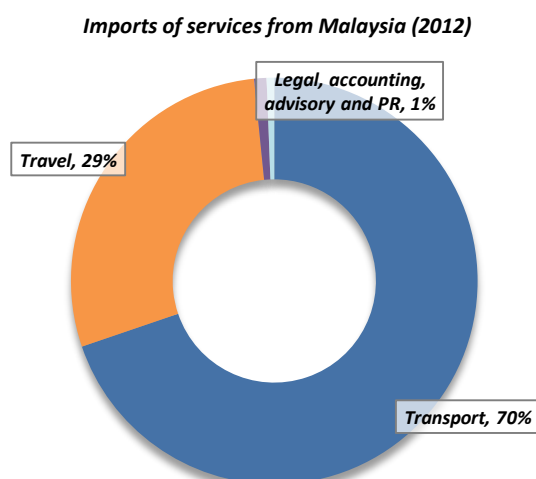
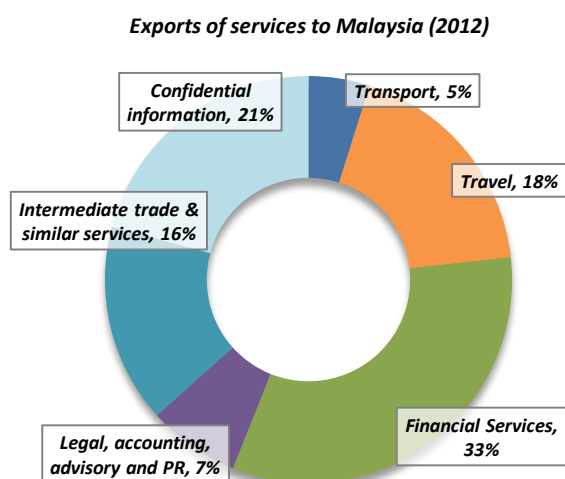


2. Trade in Services

Trade in services between Cyprus and Malaysia (2011-2012)

| | 2011 | | 2012 | |
|-----------------------------------|--------|------------------|--------|------------------|
| | € mln. | % share of total | € mln. | % share of total |
| Exports of Services | | | | |
| Total Cyprus exports of services | 6.262 | 100% | 6.167 | 100% |
| Exports of services to Malaysia | 0,8 | 0,01% | 0,7 | 0,01% |
| Imports of Services | | | | |
| Total Cyprus imports of services | 2.676 | 100% | 2.857 | 100% |
| Imports of services from Malaysia | 1,9 | 0,07% | 1,5 | 0,05% |

Trade in services between Cyprus and Malaysia (2012): Main sectors



3. Investments

Foreign Direct Investments between Cyprus and Malaysia (2012)

| | FDI Flows in 2012 | | Total FDIs at the end of 2012 | |
|--|-------------------------------------|-------------------------------|-------------------------------------|-------------------------------|
| | Outwards FDI by residents of Cyprus | Inward FDI from non-residents | Outwards FDI by residents of Cyprus | Inward FDI from non-residents |
| | € mln. | € mln. | € mln. | € mln. |
| Total Foreign Direct Investments (FDIs) of Cyprus | 219 | 979 | 5.582 | 15.952 |
| Foreign Direct Investments (FDIs) to/from Malaysia | C | C | C | C |

C=Confidential