



CYPRUS - SWITZERLAND TRADE RELATIONS

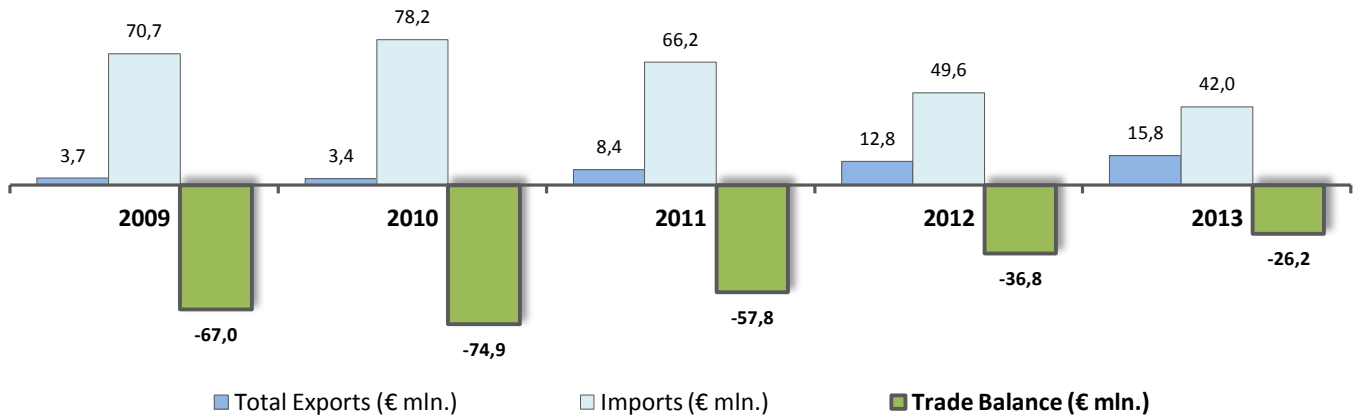
October-2014

1. Trade in Goods

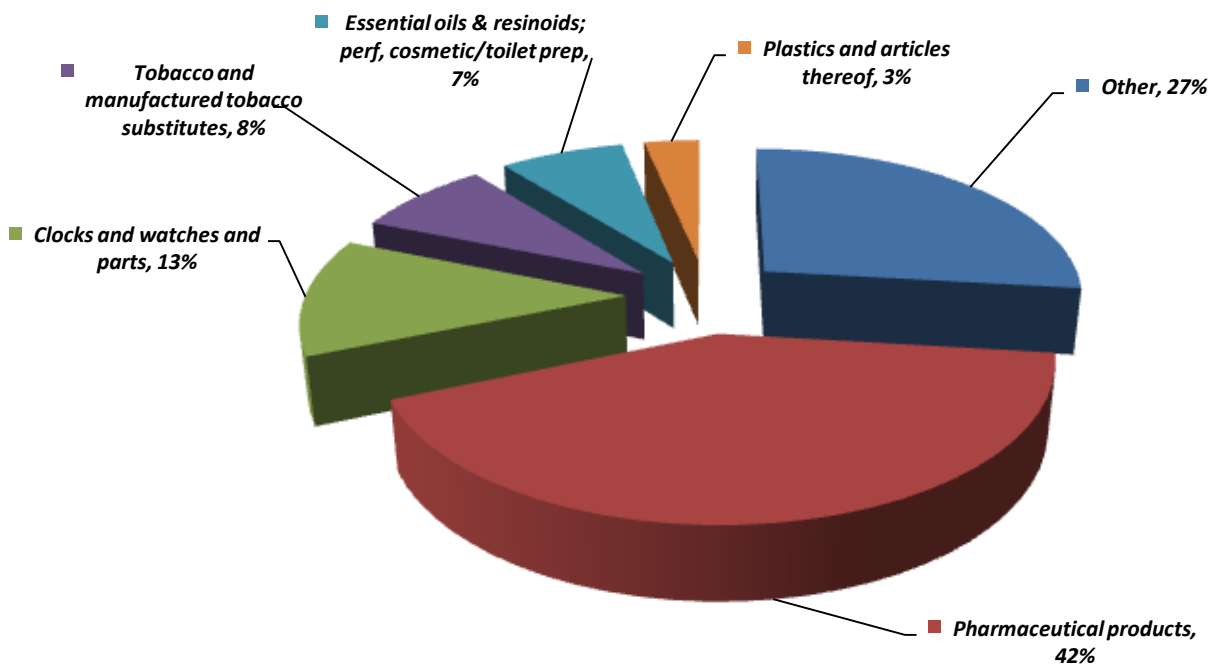
| Period | Imports | Variation | Share in total imports | Domestic Exports | Variation | Share in total domestic exports | Re-exports | Total Trade |
|--------|---------|-----------|------------------------|------------------|-----------|---------------------------------|------------|-------------|
| | € mln. | %, y-o-y | % | € mln. | %, y-o-y | % | € mln. | € mln. |
| 2009 | 70,7 | -7,78 | 1,24 | 1,4 | -20,34 | 0,29 | 2,3 | 74,5 |
| 2010 | 78,2 | 10,62 | 1,20 | 1,3 | -8,02 | 0,23 | 2,1 | 81,6 |
| 2011 | 66,2 | -15,41 | 1,05 | 1,6 | 21,33 | 0,25 | 6,8 | 74,6 |
| 2012 | 49,6 | -25,05 | 0,86 | 2,6 | 65,84 | 0,40 | 10,2 | 62,4 |
| 2013 | 42,0 | -15,28 | 0,87 | 2,2 | -16,29 | 0,30 | 13,6 | 57,8 |

Note: 2013 data are provisional

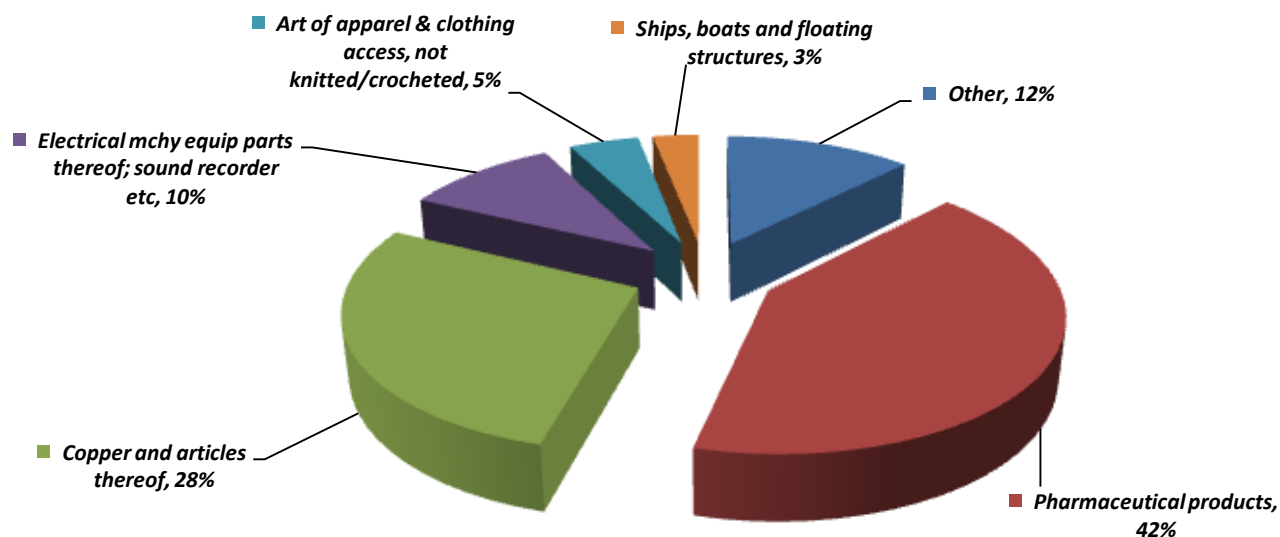
Trade Balance (2009-2013)



Imports of Cyprus from Switzerland (2013): Goods



Cyprus Domestic Exports to Switzerland (2013): Goods



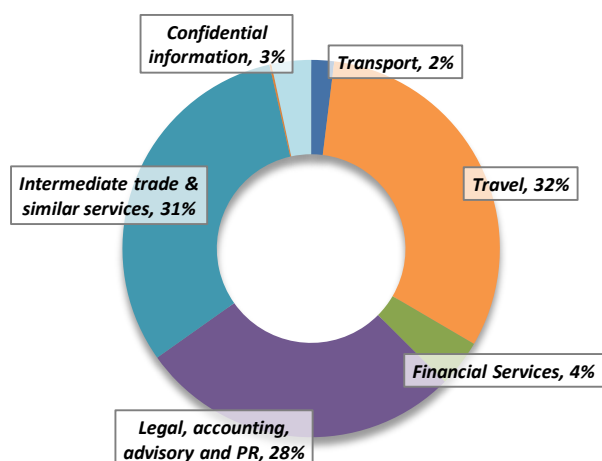
2. Trade in Services

Trade in services between Cyprus and Switzerland (2011-2012)

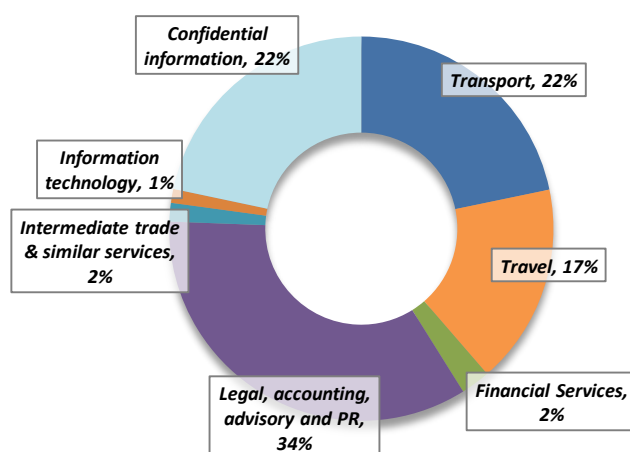
| | 2011 | | 2012 | |
|--------------------------------------|--------|------------------|--------|------------------|
| | € mln. | % share of total | € mln. | % share of total |
| Exports of Services | | | | |
| Total Cyprus exports of services | 6.262 | 100% | 6.167 | 100% |
| Exports of services to Switzerland | 114 | 1,81% | 137 | 2,22% |
| Imports of Services | | | | |
| Total Cyprus imports of services | 2.676 | 100% | 2.857 | 100% |
| Imports of services from Switzerland | 41 | 1,54% | 41 | 1,43% |

Trade in services between Cyprus and Switzerland (2012): Main sectors

Exports of services to Switzerland (2012)



Imports of services from Switzerland (2012)



3. Investments

Foreign Direct Investments between Cyprus and Switzerland (2012)

| | FDI Flows in 2012 | | Total FDIs at the end of 2012 | |
|---|-------------------------------------|-------------------------------|-------------------------------------|-------------------------------|
| | Outwards FDI by residents of Cyprus | Inward FDI from non-residents | Outwards FDI by residents of Cyprus | Inward FDI from non-residents |
| | € mln. | € mln. | € mln. | € mln. |
| Total Foreign Direct Investments (FDIs) of Cyprus | 219 | 979 | 5.582 | 15.952 |
| Foreign Direct Investments (FDIs) to/from Switzerland | -85 | -5 | 453 | 75 |